

# Cornerstones Curriculum

“This is the best day ever!”

Year 4 pupil



# What is the Cornerstones Curriculum?

The Cornerstones Curriculum is a creative and thematic approach to learning that is mapped to the 2014 Primary National Curriculum to ensure comprehensive coverage of national expectations.



We believe children learn better when they are encouraged to use their imagination and apply their learning to engaging contexts. Our curriculum provides lots of learning challenges throughout the academic year that require children to solve problems, apply themselves creatively and express their knowledge and understanding effectively across the curriculum.





History

Geography

Art and  
Design

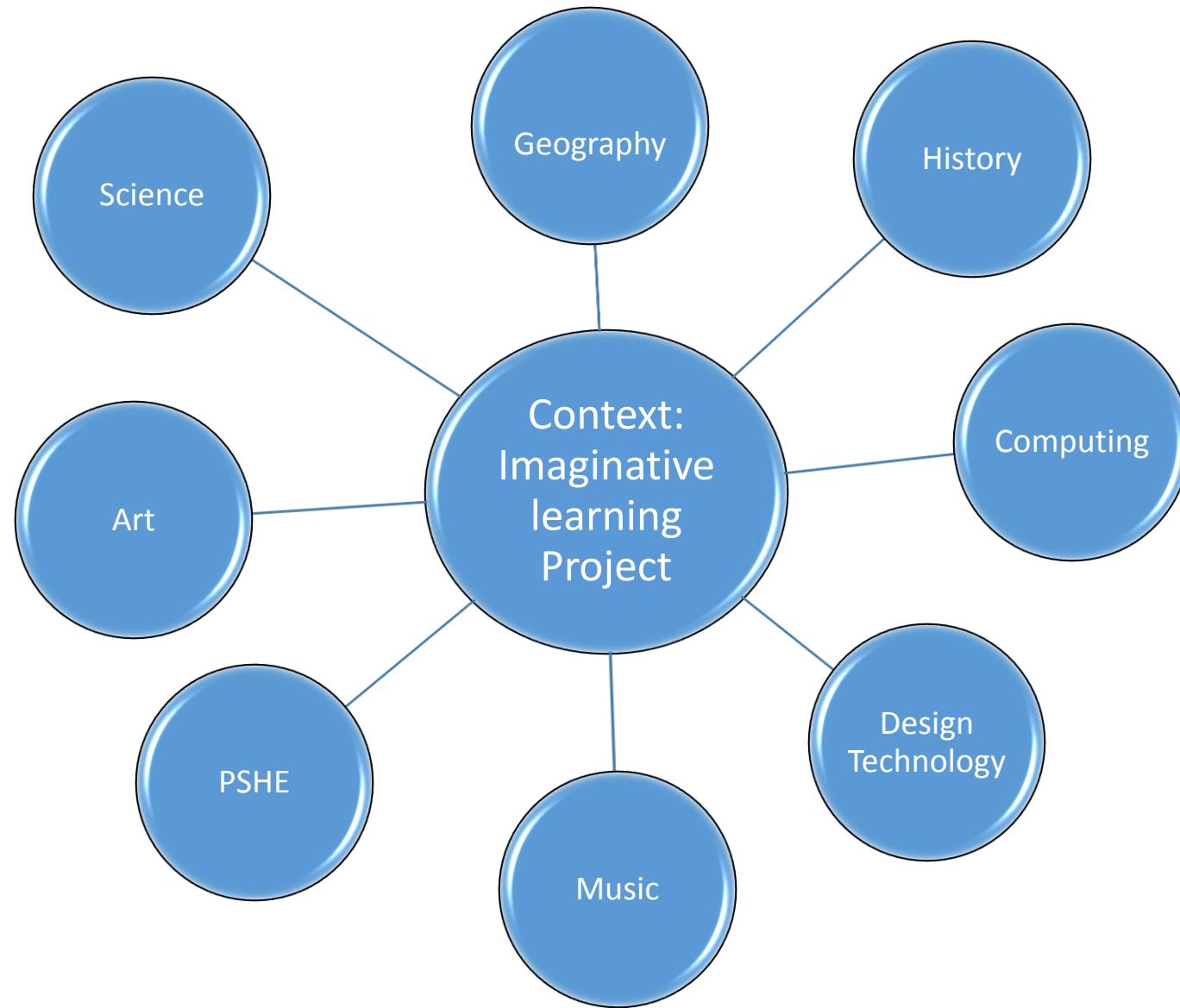
Science

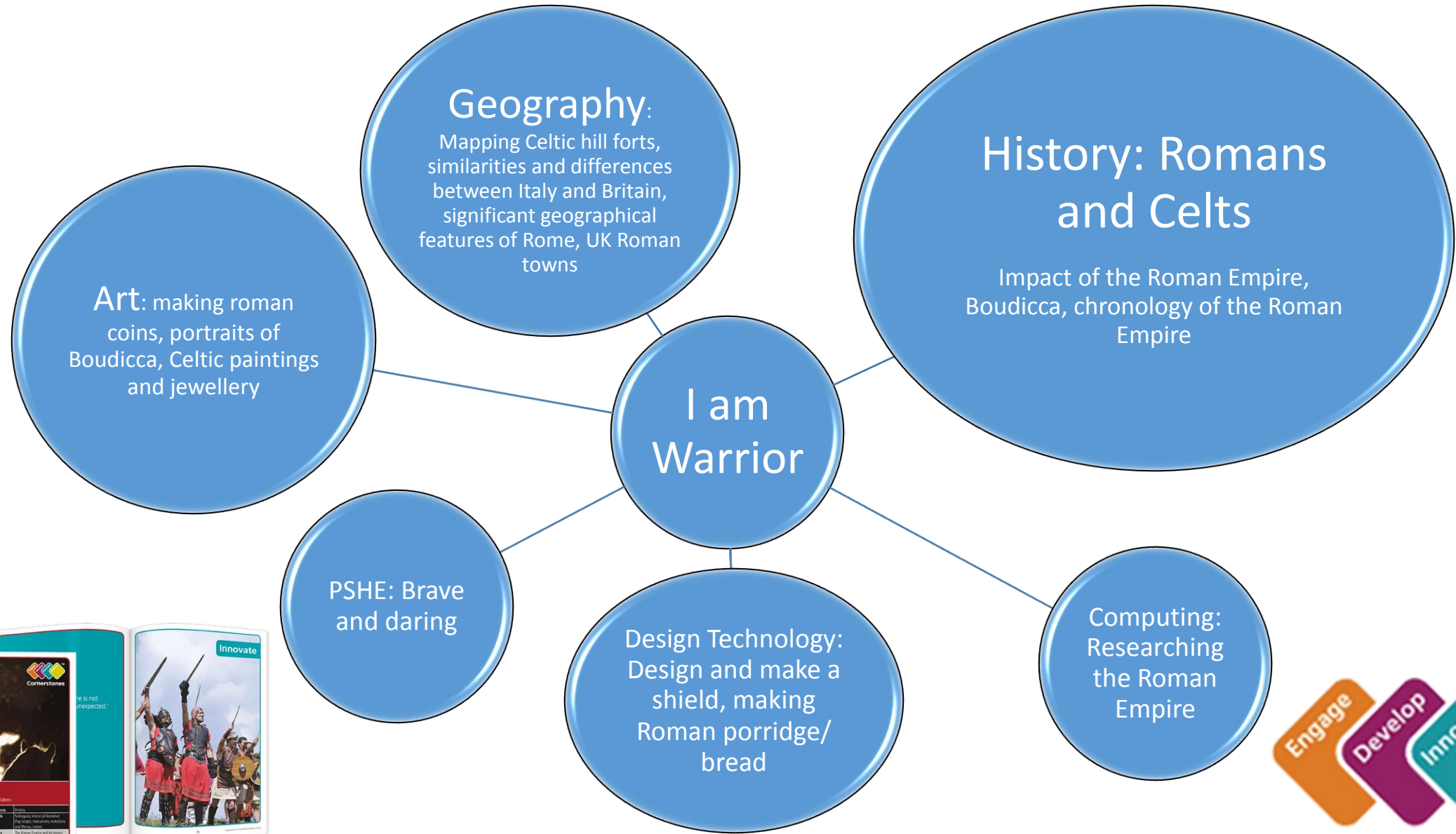
Design  
Technology

Computing

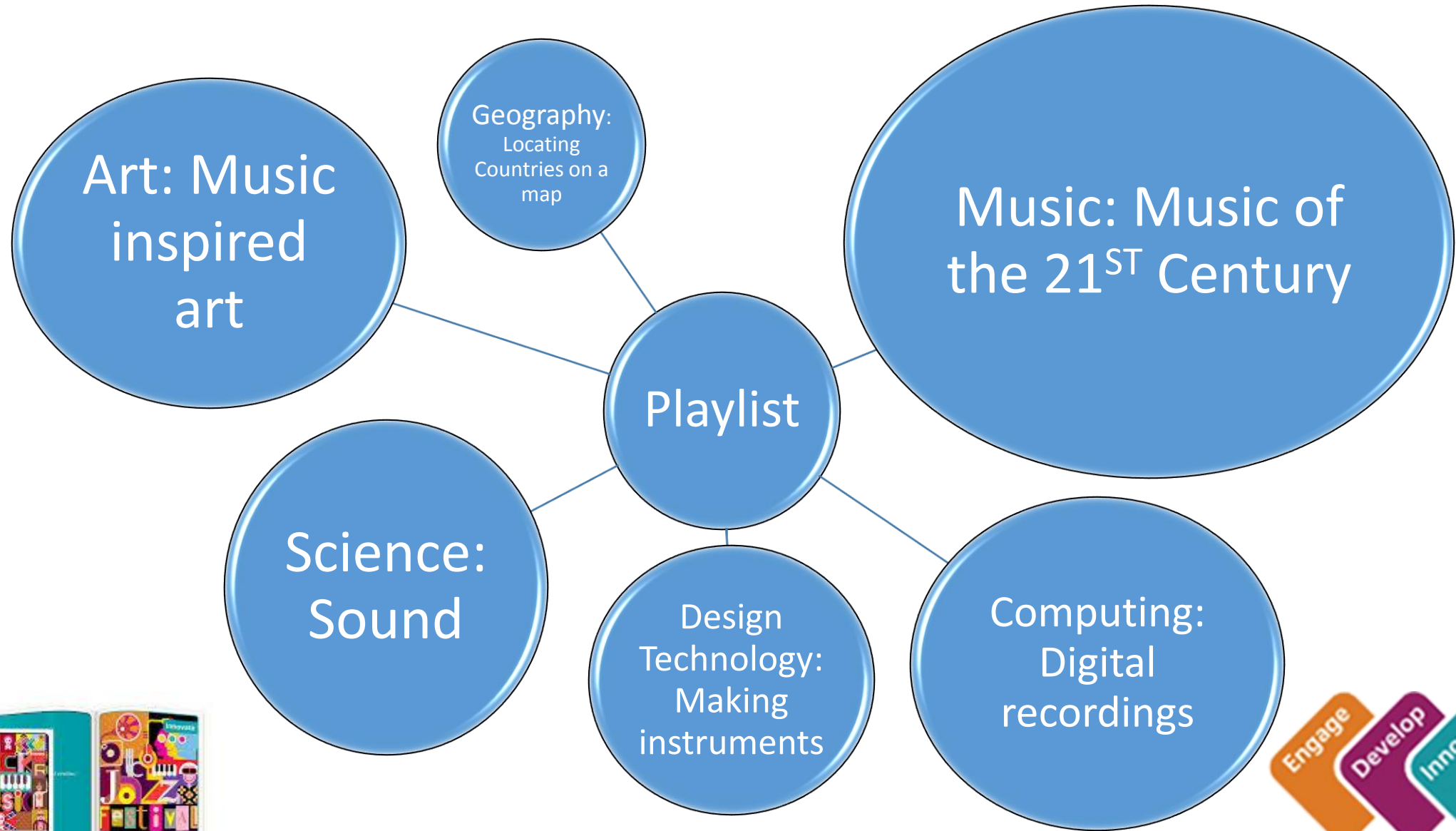
Music

PSHE









## How it Works?

Children will progress through four stages of learning in each Imaginative Learning Project:

Engage

Develop

Innovate

Express





# Engage

At the 'Engage' stage, children:

- gain memorable first-hand experiences
- enjoy 'WOW' experiences
- get an exciting introduction to a topic or theme
- begin researching and setting enquiry questions
- get lots of opportunities to make observations
- develop spoken language skills
- take part in sensory activities
- have lots of fun to fully 'engage' with their new topic.



# Develop

At the 'Develop' stage, children:

- improve their knowledge and understanding of the topic
- develop and practice their new skills
- compose, make, do, build, investigate, explore, write for different purposes and read across the curriculum
- research their own questions and those set by others
- follow new pathways of enquiry based on their interests
- complete homework activities that support their learning.







# Innovate

At the 'Innovate' stage, children:

- apply skills, knowledge and understanding in real-life contexts
- solve real or imagined problems using everything they've learnt
- get inspired by imaginative and creative opportunities
- re-visit anything not fully grasped at the 'Develop' stage.



# Express

At the 'Express' stage, children:

- become the performers, experts and informers
- share their achievements with parents, classmates and the community
- evaluate finished products and processes
- link what they have learnt to where they started
- celebrate their achievements!



# Homework Example

## Splendid Skies

- Learn how to fly a kite, asking an adult to help you.
- Visit your local library to look for stories about the weather. Which is your favourite?
- Go out on a rainy day to find the biggest, widest and deepest puddle!
- Make your own weather chart and keep a record of the weather every day.
- Learn how to spell weather words such as rain, wind, snow, sun, storm, wet, dry, hot and cold.
- Go on a walk taking photographs of signs of the seasons such as leaves falling from the trees or frost on the cars.
- Collect rainwater in a container, how much can you collect in a week?
- Show an adult how to make a shadow with a torch.
- Make a mini-book containing pictures of yourself wearing outfits suitable for each season or weather type.
- Take your teddy with you on a holiday or on a day out. Write about where teddy went, what he did and what the weather was like.

